

NOVA

Remote Control Guide (US)



Table of Contents

OVERVIEW

- 2 Remote Control
- 5 Controlling Your Devices
- 6 Program Remote to Control Your Devices
- 7 Auto Search Procedures
- 8 Setup Keys Punch Through Procedures
- 8 Reset Punch Through Procedures
- 8 Reset Procedures

POWERING UP

- 9 Setting up Remote Control

APPENDIX

- 10 Troubleshooting
- 11 Device Codes: Audio-Amplifier
- 11 Device Codes: Audio-Accessory
- 11 Device Codes: Audio-Receiver
- 12 Device Codes: Television
- 15 Device Codes: TV Combo
- 16 Device Codes: Video-VCR
- 16 Device Codes: Video-DVD
- 17 Device Codes: Blu-Ray Disc

- 19 Declaration of Conformity

COPYRIGHT

©2014 Entone, Inc. All rights reserved. This document contains proprietary information protected by copyright. No part of this publication may be reproduced, stored in a retrieval system, or transmitted in any form or by any means, electronic, mechanical, photocopying, recording or otherwise, without the prior written consent of Entone, Inc., 20863 Stevens Creek Blvd, Suite 300, Cupertino, CA 95014, U.S.A.

DISCLAIMER

IF THIS PRODUCT DIRECTS YOU TO COPY MATERIALS, YOU MUST HAVE PERMISSION FROM THE COPYRIGHT OWNER OF THE MATERIALS TO AVOID VIOLATING THE LAW WHICH COULD RESULT IN DAMAGES OR OTHER REMEDIES.

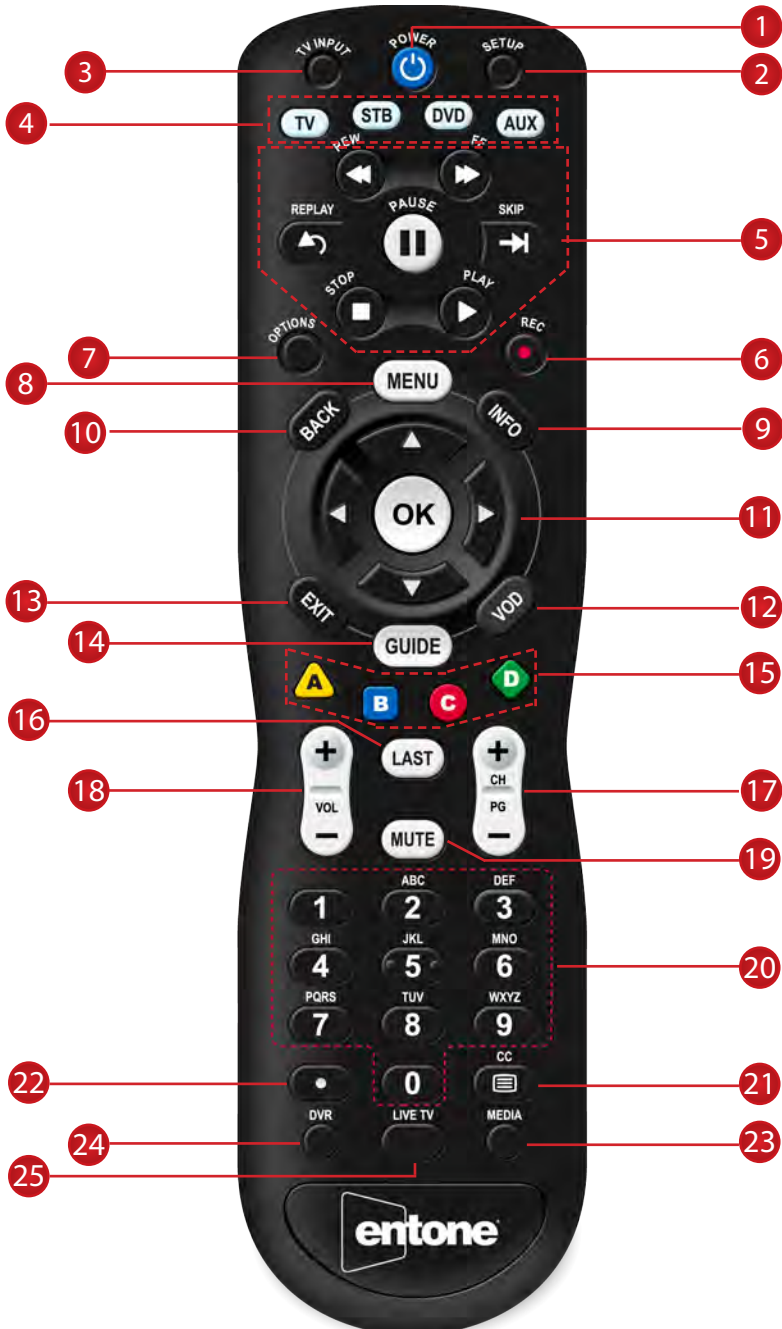
TRADEMARKS

Entone and the tagline “Connecting the Home” are trademarks of Entone, Inc. All other trademarks or registered trademarks belong to their respective owners.

CHANGES

The material in this document is for information only and is subject to change without notice. While reasonable efforts have been made in the preparation of this document to assure its accuracy, Entone, Inc. assumes no liability resulting from the use of the information contained herein. Entone, Inc. reserves the right to make changes in the product design without reservation and without notification to its users.

OVERVIEW REMOTE CONTROL



Button(s)	Description
1	POWER Switches the power on/o for the currently selected device Switches STB to power on or standby mode
2	SET UP Set up remote for TV
3	TV/ INPUT Changes the current A/V input of the selected device programmed (i.e. TV or AUX)
4	DEVICE CONTROL TV: Select to control TV (if programmed) STB: This button is pre-programmed to control the Entone device DVD: Select to control DVD (if programmed) AUX: Select to control another device (if programmed)
5	TRANSPORT KEYS REPLAY: Goes back approx. 30 seconds REW: Rewinds video FF: Fast forwards video SKIP: Advances ahead in 30 second increments PAUSE: Pauses video PLAY: Plays video or resumes a paused program STOP: Stops playback of video
6	REC Starts or stops recording a program
7	OPTIONS Provides additional options for certain on-screen menu or highlighted item*
8	MENU Displays on-screen menu or home screen
9	INFO Displays on-screen information about the current TV / VOD / DVR program
10	BACK Goes back one level within menus *
11	NAVIGATION ARROW KEYS: Navigates within the on-screen guide/menus OK: Executes the currently selected menu option LEFT/RIGHT: Rewinds/Fast forwards video
12	VOD Feature enabled by your service provider (contact service provider for details)
13	EXIT Exits the current menu item or back to LIVE TV
14	GUIDE Displays the on-screen program guide

Availability of certain features is dependent on your service provider

Button(s)	Description
15 SHORTCUT	Color-code buttons correspond to features that are enabled by your service provider (contact service provider for details)
16 LAST	Changes channel to the previously viewed channel
17 CH/PG	Changes channel up/down or pages up/down within the on-screen program guide
18 VOL +/-	Increases or decreases TV volume
19 MUTE	Turns TV volume on/off
20 NUMBER KEYS	Allows direct access to specific channels and menu items
21 CC	Toggles closed captioning on/off
22 DOT	Used when entering a period in certain channels Displays on-screen keyboard for certain applications
23 MEDIA	Feature enabled by your service provider (contact service provider for details)
24 LIVE TV	Feature enabled by your service provider (contact service provider for details)
25 DVR	Feature enabled by your service provider (contact service provider for details)

CONTROLLING YOUR DEVICES

The Nova remote control can be used to control other devices (e.g. TV) as well. It uses InfraRed (IR) light signals to control other devices. IR signals travel only short distances (10 meters or less), and cannot go through walls or other solid objects. You must point the remote directly at these devices, with no objects blocking the line of sight.



PROGRAM REMOTE TO CONTROL YOUR DEVICES

You can program the Nova to control other devices by

1. Locate the device code for your device in the Device Codes table provided in the Appendix starting on page 11. If you cannot find the device code for your device or it does not work after trying the listed device codes for your device brand, then you can try the auto search on page 7.
2. Turn on your device.
3. On the remote control, press the Device Control key (TV / STB / DVD / AUX) to choose the device mode.
4. Press the "SETUP" key and the LED blinks twice.
5. Enter the five-digit device code for your device. If you perform this procedure correctly, the LED will blink twice. Otherwise, it has a long blink.
6. Press "Power" key. If your device turns off, setup is complete.
7. If your device does not turn off, repeat this procedure using the next code for your device brand.

Record working codes here

TV code	<input type="text"/>	<input type="text"/>	<input type="text"/>	<input type="text"/>	<input type="text"/>
DVD code	<input type="text"/>	<input type="text"/>	<input type="text"/>	<input type="text"/>	<input type="text"/>
AUX code	<input type="text"/>	<input type="text"/>	<input type="text"/>	<input type="text"/>	<input type="text"/>

AUTO SEARCH PROCEDURES

If your device does not respond to the remote control after trying all device codes listed for your brand, or if your brand is not listed, try searching for your device code as follows:

1. Turn on your device.
2. On the remote control, press the corresponding Device Control key (TV / STB / DVD / AUX) to choose the device mode.
3. Press and hold "SETUP" key until the LED blinks twice.
4. Press number keys "9" - "9" - "1".
5. Press "Power" key.
6. Press "CH +" key repeatedly until your device turns off.
7. Press and hold "SETUP" key until LED blinks twice to save the working code.

KEYS PUNCH THROUGH SETUP PROCEDURES

By default, a key pressed on the remote control is sent to the selected device mode only. The punch through function allows specific keys to be sent to a particular device. (For example, the volume +/- key may need to be sent to the AUX device instead of the TV).

1. On the remote control, press and hold the "SETUP" key until the LED blinks twice.
2. Press number keys "9" - "7" - "8".
3. Press source device mode, e.g. TV.
4. Press keys to punch through, e.g. VOL + / -, MUTE.
5. Press target device modes, e.g. STB, DVD.
6. Press and hold the "SETUP" key until the LED blinks twice.
7. LED has a long blink in case of error.

RESET PUNCH THROUGH PROCEDURES

1. Press and hold the "SETUP" key until the LED blinks twice
2. Press keys "9" - "7" - "8"
3. Press and hold the "SETUP" key until the LED blinks twice.
4. LED has a long blink in case of error.

RESET PROCEDURES

1. Press and hold the "SETUP" key until the LED blinks twice
2. Press keys "9" - "7" - "7"
3. Press and hold the "SETUP" key until the LED blinks twice.
4. LED has a long blink in case of error.

POWERING UP SETTING UP REMOTE CONTROL

1. Locate the two AA batteries and remote control in the accessory box
2. To open the battery cover, press down on the battery cover latch and slide it off
3. Insert the AA batteries, matching the "+" and "-" marks on the batteries to the "+" and "-" marks on the interior of the remote control
4. Snap the battery cover back onto the remote control



APPENDIX TROUBLESHOOTING

Problem	Solution
The LED does not blink when a key is pressed	Replace the batteries with two (2) new AA batteries
LED blinks when key is pressed but TV or STB does not respond	Make sure you are aiming the remote control at your device and that you are within 25 feet of the device you are trying to control
The remote control does not control TV functions	Follow "Controlling your tv" on page 5 to program the remote to control your TV
The LED blinks 5 times with each key press	The batteries need replacement. Replace the batteries

DEVICE CODES

Your Nova Remote Control can control many brands and models of devices. The following pages list device codes for many brands of devices. Many brands list more than one code, and you may need to test several codes to find the best match for your devices. Your devices may be supported even if your brand is not shown in the list below. If you cannot locate your brand, or none of the listed device codes works, then you may still use the "Auto Search Procedures" on page 7 to try to locate a suitable device code.

AUDIO - AMPLIFIER	LG	33217, 33996	Carver	30189, 30121, 31189
Denon	32706, 32134	Martin Logan	33526	31389, 32748, 33218
Durabrand	31568	Onkyo	33984, 33992	31389
Halcro	31934	Panasonic	33323, 33409	32857, 31360, 32516, 33347, 32820, 32279
Harman/Kardon	30892, 33045	Philips	33962, 32675, 33282, 34012	32971
Left Coast	30892	Pinnacle	33774, 33728	30121, 31641, 30158, 30189
Marantz	32138, 30892, 31892	Speakers		31517
Memorex	31568	Pioneer	33956	33297
Optimus	30823	Polk Audio	33429	33297
Parasound	31934	Proficient	33661	32241, 31304, 32443, 33418, 30189, 32670
Philips	30892	RCA	33969	32175, 31030, 32169, 32472, 32929, 32966, 33210, 31077
Pioneer	30823	Samsung	32660, 32609	31805, 32730, 31320, 32503, 30135, 31298
Polk Audio	30892	Sharp	33736, 33097	32241
RCA	30823	Sonos	33919	31389
Regent	31568	Sony	33700, 32610	31676, 32040, 31374, 32331, 32239, 31871, 33115, 33274
Sony	33903	SpeakerCraft	33661	31570, 31313, 30186, 31293
AUDIO - ACCESSORY		Toshiba	33627	31390
Apple	31115	VIZIO	32454	32197, 32676, 32284, 33285, 31293
AudioSource	33721	Yamaha	32458, 32021, 33153, 33917	30189
B & W	33943	ZVOX	32332, 33913, 32334	
Bose	33708	AUDIO - RECEIVER		
Boston	33698	Aiwa	30121, 31641, 30158, 30189	
Acoustics		Alco	31390	
Bowers & Wilkins	33943	AMC	31077	
Curtis	33942	Anthem	33294	
Definitive Technology	33645	Anthem	33294	
Denon	32502	Statement		
Dynavox	33231	Arcam	31189, 30189	
Haier	33516	Audiotronic	31189	
Harman/Kardon	33517	Audiovox	31390	
iLive	33175	Bose	31933, 31629, 33959	
Insignia	33951			
JBL	33756, 33535			
JVC	33049			
Klipsch	33915			

Magnavox	30189, 31189, 31831	Thorens	31189	Aventura	00171		01909, 00672, 00154	Gateway	01755, 01756		01564, 01326,
		Toshiba	31788, 31123	Baysonic	00180		02241	GE	00451, 01547,		02002, 01423,
Marantz	31289, 32114, 30189, 31189	Venturer	31390	Bell & Howell	00154	Daytek	01403, 01863,		01447, 01347,		01892, 01517,
		Vtrek	32426	BGH	04029, 00898,	Dell	01264		00051, 00178,		00171, 00463,
McIntosh	31289	Wards	30158, 30189		04070, 02414,		01264		00765		01385, 01660,
Micromega	31189	Yamaha	32061, 32467,		00876, 03485,	Denon	00145	General	00451, 01547,		01963, 02184,
Myryad	31189		33030, 30176,		04028, 04030	Digital	01765	Electric	01447, 01347,		02416, 02751,
Nakamichi	31313		31276, 30376,	Blue Sky	02153, 03997	Lifestyles			00051, 00178,		03227
Norcent	31389		33580, 31815,	Bradford	00180	Disney	01892, 01665		00765	Inteq	00017
Nova	31389		31376, 30186	Britânia	02414	Dukane	01398	GFM	00171, 01665,	iRIS	02189
Onkyo	31805, 31320, 32730, 32503, 30135, 31298	Zenith	31293, 32197	Broksonic	00463, 01935, 01938, 01892	Dumont	00017		01963, 01886,	IRT	00451, 01661
		TELEVISION				Durabrand	00463, 00171,		01864, 01865	iSymphony	03429, 03382,
Optimus	31023, 30186	888	04159	CCE	03782, 04091,		01570, 01665,	Gibraltar	00017		03118, 03094,
Panasonic	32967, 31275, 31288, 31633, 32452, 33055, 33309, 31763, 32745, 32105, 31308, 31676	Acer	01339, 04143		00623, 04092		00178, 00180	GoldStar	00178		03863
		Admiral	04030, 03485,	Celera	00765	Dynex	02049, 01463,	GPX	03980, 03977,	JC Penney	01347, 00051,
			04111, 00093,	Champion	01362		02184		03196		00178, 00156
			00463	Changhong	03814, 00765	Electrograph	01755, 01623	Gradiente	01369, 01029	JCM	02189, 02256
		Advent	00761, 01570	Cineral	00451	Electrohome	00463, 01570,	Grundig	00672	Jensen	01326, 03204,
		Affinity	03717, 03716,	Citizen	01935		01670	Grunpy	00180		00761
Philco	31390, 31831		03870, 03577	Clarion	00180	Electron	02466, 02855	Haier	01749, 02309,	JVC	01774, 01601,
Philips	30189, 32459, 31831, 32289, 31266, 32311, 31189	Aiwa	01362	Claris	03807	Elektra	00017, 01661		01748, 03382,		02321, 02271,
		Akai	00702, 01675,	Coby	03478, 03627,	Element	03559, 01687,		01753, 03429,		01253, 00053,
			00812, 01385,		02315, 02344,		02183, 02964,		02293, 02876,		03650, 00463,
			00672, 01935,		02306, 02314,		01886		03987, 04120,		01670, 03841,
Pioneer	31123, 31935, 31384, 32432, 31023, 32612		00765		02345, 01634,	Elite	03867		01570, 03204		04070, 02264,
		Alfide	00672		02338, 02326,	Emerson	01864, 01394,	Hallmark	00178		00650, 01892
		America	04179		02340, 03629,		03623, 00171,	Hannspreue	01348, 02786,	KC	04182
Polk Audio	31289, 30189	America Action	00180		01538, 02347,		00463, 01963,		01351	KDS	01498, 01687
Proscan	31254	Anam	00180	Commercial	01447		00180, 01913,	Harvard	00180	KEC	00180
RCA	31254, 32041, 32611, 32426, 33297, 32655, 31123, 31390, 32719, 33281, 31023	AOC	01589, 03720, 01365, 02014, 04170, 02087, 02402, 01590, 02479, 02621, 04184, 04185, 03707, 04101, 04169, 04173				01886, 00178,	Havermy	00093	Ken Brown	04056, 04099
			01623	Solutions	00180		01944, 00623,	H-Buster	03620, 03419	Kioto	00785
			00765, 02397,	Contec	04053		01661, 01665,	Helios	00865	KLH	00765
Samsung	31868, 32809, 33154, 32137, 31500, 31304	Aomni	00765, 02397,	Contex	04053		02183, 00451,	Hello Kitty	00451	Kolin	01240
		Apex Digital	00765, 02397,	Continental	01682, 03321,		01909, 00154,	Hewlett	01642	Konka	01939, 01385
			00890		04179		03559	Packard		Kreisen	00876
		Ario	02397	Continental	03322, 03321	Emprex	01765	Himitsu	04179, 00180	KTV	00180
		Astar	01738, 01531	Electric		Encross	00876	Hisense	03519, 02183,	Legend	02397, 02309
		Asus	03340	Coradir	02844	Envision	01589, 01365,		01660, 02098,	Lexus	03638
		Atvio	03638, 03636,	Craig	00180, 03423		02087, 02014,		01314, 00748,	LG	02731, 01423,
Sony	31622, 31759, 30158, 32172, 31758, 31822, 32475, 31058, 32522, 32860, 33257, 33372, 33456	Audinac	00180	Crown	00180, 00672		02621		03382, 04029		01859, 02358,
		Audiovox	02413, 00875,	Crown Mustang	00672, 00898	Epson	01122	Hitachi	01643, 03644,		00178, 03941,
			01865, 00180,	Curtis	03577, 02855,	Epworth	01362		00145, 01145,		03397, 04017,
			01564, 01868,		03121, 02466,	EQD	02014, 02087,		01345, 03639,		02424, 01265,
			01276, 01766,		02352, 03895,		02277		02433, 03697,		03979, 01753,
			01769, 02121,		02397, 03939,	EQD Auria	02014, 02087,		00679, 02215,		02612, 00017
Stereophonics	31023		03653		01326, 03636,		02277		02981	LodgingStar	03147
Sunfire	31313		00180		04035, 01314,	ESA	00812, 00171,	Hitech	01682, 01814,	LXI	00154, 00156,
Teac	31390		00180		02559, 03228,		01944, 01963		04179, 04183		00178, 00017,
Technics	31308, 31633		02413, 00875,		03382	Fair Mate	01326	Hiteker	03118		01347
			01865, 00180,	Curtis Mathes	00451, 00702,	Favi	03382	HP	01642	MAG	01687, 01498
			01564, 01868,		01661, 00093,	Fisher	00154, 01362	Hyundai	03418, 01814	Magnasonic	01913
			01276, 01766,		00145, 00154,	Fluid	02964	iLo	01665, 01684,	Magnavox	01866, 03623,
			01769, 02121,		01347	Frigidaire	02231		01990, 01463,		02372, 02597,
			03065, 00451,	CXC	00180	Funai	01864, 00171,		01286, 01394		01454, 01913,
			00623	Cytron	01326		00180, 01271,	Imperial	04183		01944, 01963,
		Auria	02087, 02014,	Daewoo	01661, 00623,		01394, 01963	Initial	01990		01455, 01990,
			02277		00451, 00661,	Futuretech	00180	Insighia	02049, 01641,		03708, 00171,

	01365, 00051, 01755, 01867	Norcent	01365, 01589, 00748, 01590		01498, 01276, 01538, 01385,	Samsung	02051, 00812, 01632, 03993,	Starlite	00180	Vidikron	01398
Magnum	04179	Nordmende	03419, 03861,		01767, 03942,		00702, 00766,	STI	03793	Vidtech	00178
Marantz	01398, 01454		03134, 03327,		04035, 01687,		00650, 00178	SunBriteTV	02337, 01610,	Viewsonic	02014, 02087,
Matsushita	00051, 00250, 00650	Norwood Micro	02186		02121, 00765,	Sansei	04030, 00451		02528		03706, 00864,
Maxent	01755, 01757	NuVision	02158, 01657		00865, 01314,	Sansui	00463, 01892,	Superscan	00864, 01944,		01330, 01627,
MB Quart	01868	Ölevia	01610, 01240,		01766, 04074,		03540, 01670,	Supersonic	00093, 00171		01640, 01755,
Megatron	00145, 00178		01331, 01144		01286, 01326,		01935, 01463,		03593, 03154,		02049, 02111,
Memorex	00463, 01570,	Onwa	00180	Portland	02002		03564, 01938,		03595, 03204,		01542, 01564,
	01670, 01938,	Optimus	00250, 01927,	Prima	01661, 00451		01409, 04053,	SVA	03894		01578, 01742,
	00178, 01892,		01913, 01924,		01753, 00761,		03377, 00171,		00748, 00865,		01365
	01665, 00150,		00154, 00650,	Prism	01749		03559	Sylvania	01963	Viore	02352, 03382,
	00154, 01687,		00679	Proscan	00051		01142, 01362,		01864, 01886,		03118, 03429,
	01924, 01927,	Optique	02189		02183, 03382,		00154, 03488,		00171, 01963,		02104, 03863,
MGA	00150, 00178	Optonica	00093		03577, 02256,		03697, 03861,		01944, 01913,		02496, 03094,
Microsonic	01326, 02483,	Orion	00463, 01463,		01447, 03332,	Sceptre	00799, 00088		01394, 01665,		01684, 03594,
	03328, 03419,		01938, 03485,		03717, 03895,		03899, 02528,	Symphonic	01271, 01314		03154
	03679		01892, 03540,		03939, 01347,		02337, 01217,		00171, 01913,	VisionQuest	03154
Midland	00017, 00051		03650		02147, 02746,		01360, 04139,		01944, 01963,	Vivitek	01369
Mintek	01990	Panasonic	01480, 01291,		03429, 03636,		00878		01394, 00180	VIZIO	01758, 03758,
Miray	03847, 02414,		00250, 00650,	Proton	04035		00178	Syntax	01610, 01240,		02707, 02757,
	02429, 03183,		02264, 00051,	Proview	00178		00178, 00180		01144, 01331		03415, 02512,
	04176, 04177,		01927, 01947,	Pulsar	00017		00154, 00156,	Tandy	00093		01756, 00864,
	01814, 03322,		01636, 01924,	Pyle	02196		00171, 00178,	Tatung	01286, 02496,		00885
	00785, 03485,		01941, 03825,	Pyle Home	02196		01547		01756	Vuon	03418
	04178, 00898,		00053, 00093,	QuantumFX	02337	Seiki	03953, 02964,	TCL	02434, 03183,	Wards	00178, 00017,
	03309, 03321		00145, 00150,	Quasar	00051, 00250,		03559, 03560,		02429, 03426,		00156, 00051,
Misakai	00171		00154, 00156,		01291, 01927,	Seiko Epson	00178		03847, 04176,		01156, 01347,
Mitsubishi	01250, 00150,		00178, 01271,		01924, 03899,	Seleco	01122		04177, 02414,		00154, 00180
Electric	00178, 01797,		01347		00650	Semivox	01351		03047, 00898,	Waycon	00156
	00093	Panavideo	03679	RadioShack	00180, 00178,	Semp	00180	Technics	02403, 04178	Westinghouse	01712, 03579,
Mitsui	04179, 03658,	Panavox	04057		00154	Semp Toshiba	01743, 00156		00051, 00250,		03382, 00885,
	03638	PARK	02104	RCA	02746, 02932,		01743, 03793,		00017, 01347,		01300, 03949,
Motorola	00093	Penney	01347, 00051,		02434, 01447,		03469, 00156		00650		02293, 03094,
Multitech	00180		00178, 00156		04214, 02247,	Sens	01865	Techwood	00051		03470, 00889,
NAD	01156, 00156,	Philco	03426, 02414,		03577, 01781,	Serie Dorada	03814	Teknika	00180, 00150		00890, 01282,
	00178		03639, 03697,		02187, 03382,	Sharp	02360, 00818,	Telefunken	02414, 00702,		02397, 03908,
Naxa	02104, 04093,		01665, 00171,		01547, 01347,		02951, 03394,		04025		00451, 00463,
	03154, 03382,		01029, 01271,		03717, 03332,		01602, 02402,	TMK	00178		01217
	03423		01963, 01394,		00679, 02403,	Sheng Chia	03867, 00093	TNCi	00017	White	00623, 01661,
NEC	01797, 01704,		01661, 00145,		01661, 02429,	Silo	00093	Tophouse	00180	Westinghouse	01909, 00463,
	01398, 00876,	Philips	01362, 00463		03147, 03378,		03477, 03423	Toshiba	01524, 01656,		01913
	02293		01867, 02372,		03419, 00093,	Silo Digital	03794, 03477,		02724, 00156,	Wyse	01365
NetTV	01755		01454, 01455,		01385, 01868,		04182		03134, 01156,	Xoceco	01753, 00761,
New Acoustic	01156, 00156,		02374, 02597,		02002, 02183,		03794, 03477,		01256, 02006,		01749
Dimension	00178		02708, 01744,		02855, 03938,		04182		01935, 01945,	Zenith	00017, 00178,
NEX	01814		01866, 02622,		03939, 00051,	Siragon	04057		02684, 01743,		01145, 01265,
Nexus	02183		00690, 00017,		00090, 03121,	Solé	01623		03469, 01704,		01859, 01423,
Electronics			03623, 00171,		03636, 04093	Soneview	04179		00650, 01369,		00145, 02612,
Nikko	00178, 00017,		01944, 01365,	Realistic	00154, 00180,	Sony	00810, 01300,		01265, 00093,		01661, 02731,
	01347, 00154,		01990, 01394,		00178		01685		00154		01365, 01909,
	00156		01589	Recco	03847, 00898,	Soundesign	00178, 00180	TruTech	01665, 01723		02358, 00463
Nimbro	02104	Pioneer	01457, 00679,		01814, 03183	Soyo	01520	TVS	00463		
Noblex	01362, 03697,		01260, 01398	RevolutionHD	01623	Spectroniq	01498, 01687	Upstar	04182	TV COMBO	
	04029, 03803,	Planar	00679, 01589	Runco	01398, 00017	Speler	04041	US Logic	01286	Admiral	00463
	04030, 00154	Polaroid	01523, 01769,	Sampo	01755	Squareview	00171	Venturer	01865, 01868	Advent	01570
						SSS	00180	Victor	00053	Affinity	03870, 03717

Akai	01675, 01935	JVC	02271, 01601,	Sceptre	02528, 04139,	Craig	20831	Logitech	22639		20744, 20490
America Action	00180		01670, 01774,		02337	Curtis	22235, 23052	Magnavox	20675, 21354,	Sanyo	20670
AOC	04173		01253	Sens	01865	Curtis Mathes	22331, 23925		20503, 20646,	Schneider	20646
Apex Digital	00765	Ken Brown	04099	Sharp	00818, 00093,	Daewoo	20833, 21169,		23488, 21506,	Semp	20503
Astar	01531	Konka	01939		02360		20869		20539	Semp Toshiba	20503
Audiovox	01865, 02413,	LG	02731, 01423	Superscan	01944	Days	22857	Marantz	22481, 20539,	Sensory	21158
	00180, 01766,	LXI	00154	Supersonic	03593, 01753,	Denon	22258, 22748,		22414, 23444	Science	
	01769, 03065,	Magnasonic	01913		02104, 03595,		20490	McIntosh	21273	Sharp	20630, 22250,
	01868	Magnavox	02597, 01913,		03894	DigitalMax	21738	Memorex	22213, 20831,		20675
Blue Sky	02153		01963, 01944,	Sylvania	01963, 01944,	Diplomat	22814		23153, 21270,	Sherwood	23052, 23837,
Broksonic	00463, 01935,		02372, 01866,		01913, 01886,	Directed Video	20717		22331		23925
	01938		03708, 01454,		01864, 01394	Disney	20675, 21270	Microsoft	22083, 22627,	Sonic Blue	20869
Citizen	01935		00051, 01990	Symphonic	01913, 01944,	Durabrand	23464		20522	Sony	21516, 21633,
Coby	02315, 02344,	Memorex	01938, 00463,		01963	Dynex	22596	Mintek	20717		21033, 20864,
	03627, 02340,		01670, 01924,	Toshiba	02006, 01935,	EletroVision	22822	NAD	20741		21070, 20772
	01538, 02347,		01927		01945, 02684,	Emerson	20675, 22213	Naxa	22235	SV2000	20675
	03202, 02314	Mintek	01990		03469, 01524,	Fisher	20670	Nesa	20717	Sylvania	20675
Continental	03321	Mitsubishi	00093, 00150,		00156, 01256,	Funai	20675	New Acoustic	20741	Symphonic	20675
Electric		Electric	00178		01656	Gateway	21158	Dimension		TCL	22587
Coradir	02844	Naxa	02104, 03382	Venturer	01865, 01868	GE	20717, 20522	NKS	22834	Teac	20790
Curtis	02855, 03895,	Nikko	00154	Viewsonic	02049, 00864	General	20717, 20522	Ölevia	22331	Technics	20490, 20703
	02466, 04035,	Nimbro	02104	Viore	03429, 02352,	Electric		Onkyo	22147, 21627,	Toshiba	23157, 22705,
	02559, 03636	Nordmende	03835		03094, 02104,	GFM	20675		20503, 21769		20503, 23857,
Daewoo	01909	Optimus	01927, 01913,		03382, 03118	Go Video	20869, 21044,	Oppo	22545, 21224		22277, 22006,
Durabrand	00463, 00171		01924	Westinghouse	01300, 01712		20741, 21075,	Panasonic	21641, 23641,		21510, 21769,
Dynex	02049, 02184	Orion	01938, 01463	White	01909, 00463,		20744, 20833,		20490, 21579,		21608, 22364
Electrohome	01670	Panasonic	01927, 01947,	Westinghouse	01913		21158, 20717		20703, 20503	TruTech	20675
Element	02964		01924, 01941,	Xococo	01753	GoldStar	20741, 20869	Philco	20675, 20790	Urban	20503
Emerson	01886, 01864,		00250, 01291,	Zenith	00017, 01909,	GPX	22235	Philips	22056, 22434,	Concepts	
	01963, 01913,		01636, 01480,		00178	Greenhill	20717		20646, 21354,	Venturer	20790
	00463, 01944,		00051, 00093,	VIDEO - VCR		Grundig	20539		20539, 21506,	VIZIO	22563
	01394, 01909,		00178, 03825	Humax	20739	Harman/Kardon	20702, 20582,		23488, 20503,	Vtrek	22587
	00171	Philco	01963	Philips	20739		21229, 22927,		22084, 20675,	WB Electronics	22555
ESA	01944, 01963	Philips	02597, 01394,	TiVo	20739		23228		21158	Xbox	22083, 22627,
Favi	03382		01455, 02372	VIDEO - DVD		Hello Kitty	20831	Pioneer	22442, 22854,		20522
Funai	00171, 01394,	Polaroid	01769, 01523,	Accurian	20675, 21416	Hitachi	20664, 20573		21571, 20142,	Yamaha	22298, 20497,
	01963		01538, 03942,	Alco	20790	Hiteker	20672		20631		20539, 20545,
GE	00051		01766, 04074,	Allegro	20869	Initial	20717		21013		20490, 21354,
General	00051	Prima	02002	Amvox	22840	Insignia	22596, 22095,	Polaroid	20539	Polk Audio	20646, 23837,
Electric		Proscan	02256, 03895,	Apex Digital	20672, 20717		22428, 20675,	Presidian	20675, 21738		21416
GFM	01963		03429, 03636	Asahi	22615		21013, 20741	Proceed	20672	Zenith	20741, 20869,
GoldStar	00178	Pyle	02196	Audio Authority	22555	Integra	22147, 21769	Proscan	20522		20503
GPX	03980, 03977,	QuantumFX	02337	Audiovox	20790, 20717	Irradio	20646	RCA	20522, 21013,		
	03196	Quasar	00051, 01927,	BBK	21224	JBL	20702		22919, 22587,	BLU-RAY DISC	
Haier	01753, 02309,	RCA	01924, 00250	Bel Canto	21571	JVC	22365, 22855,		22213, 20717,	Curtis Mathes	22331, 23925
	03429, 01749,		04214, 02187,	Design			20623, 21164,		22871, 21769,	Denon	22258, 22748
	01748		02746, 02932,	Blaupunkt	20717		20867, 21602		23464, 20790	Harman/Kardon	22927, 23228
Hisense	03519		02247, 00093,	BuBuGao	21224			RE-BL	22555	Insignia	22596, 22428,
Hitachi	03644		01868, 02002,	California Audio	20490	Kawasaki	20790	Rio	20869		20675
iLo	01990		03382, 00051,	Labs		Kenwood	20534, 20490	Rotel	20623	Integra	22147
Initial	01990		01447	Cinea	20831	KLH	20717, 20790	Samsung	20199, 20573,	JVC	22365, 22855
Insignia	02049, 01641,	Samsung	02051	CineVision	20833, 20869	Konik	22691		22069, 21075,	Lexicon	22545
	01963, 02002,	Sansui	01670, 01935,	Coby	22494, 22746,	Lenoxx	22213		21573, 21470,	LG	21602, 20741
	02416, 02751,		03564, 01938,		03377	Lexicon	22545		22113, 22269,	Magnavox	20675
	03227, 01326,		03377	Cougar	22693	LG	21602, 20741,		22369, 22329,	Marantz	22414, 23444
	01517, 01892	Sanyo	03488			LiteOn	21738, 21158,		22489, 21044,	Memorex	22331
iSymphony	03429, 03094						21416		22843, 22556.	Microsoft	22627

Ölevia	22331
Onkyo	22147
Oppo	22545
Panasonic	21641, 23641
Philips	22434, 22084
Pioneer	22854, 22442, 20142
RCA	23464
Samsung	20199
Sharp	22250
Sherwood	23052, 23837, 23925
Sony	21516, 20772
Sylvania	20675
Toshiba	23157, 23857, 22705
VIZIO	22563
Xbox	22627
Yamaha	22298, 23837

Declaration of Conformity



Federal Communication Commission Interference Statement
 This equipment has been tested and found to comply with the limits for a Class B digital device, pursuant to Part 15 of the FCC Rules. These limits are designed to provide reasonable protection against harmful interference in a residential installation. This equipment generates, uses and can radiate radio frequency energy and, if not installed and used in accordance with the instructions, may cause harmful interference to radio communications. However, there is no guarantee that interference will not occur in a particular installation. If this equipment does cause harmful interference to radio or television reception, which can be determined by turning the equipment off and on, the user is encouraged to try to correct the interference by one of the following measures:

- Reorient or relocate the receiving antenna.
- Increase the separation between the equipment and receiver.
- Connect the equipment into an outlet on a circuit different from that to which the receiver is connected.
- Consult the dealer or an experienced radio/TV technician for help.

This device complies with Part 15 of the FCC Rules. Operation is subject to the Following two conditions: (1) this device may not cause harmful interference, and (2) this device must accept any interference received, including interference that may cause undesired operation.

The user is cautioned that changes and modifications made to the equipment without the approval of manufacturer could void the user's authority to operate this equipment.

Déclaration de la Commission fédérale des communications (FCC) sur les Interférences

Cet appareil a été testé et reconnu conforme aux limites pour appareils numériques de classe B, selon la partie 15 des règlements de la FCC. Ces limites sont destinées à fournir une protection adéquate contre les interférences nuisibles dans une installation résidentielle. Cet appareil produit, utilise et peut émettre de l'énergie radioélectrique et, s'il n'est pas utilisé conformément aux présentes instructions, peut causer des interférences nuisibles aux communications radio. Il est cependant impossible de garantir l'absence totale d'interférence dans une installation donnée. Si cet appareil cause des interférences nuisibles à la réception des signaux de radio ou de télévision (ce qui peut être vérifié en mettant l'appareil sous tension et hors tension), l'utilisateur est invité à corriger le problème en essayant l'une des solutions suivantes :

- Réorienter ou déplacer l'antenne de réception.
- Éloigner l'appareil du récepteur.
- Connecter l'équipement à une prise d'alimentation d'un circuit autre que celui du récepteur.
- Consulter le détaillant ou un technicien expérimenté en radio/télévision pour obtenir de l'aide.



Cet appareil est conforme à la partie 15 des règlements de la FCC. Son utilisation est régie par les deux conditions suivantes :

(1) cet appareil ne doit pas produire d'interférences nuisibles, et
 (2) cet appareil doit accepter toute autre interférence, y compris celles qui pourraient entraîner un fonctionnement non souhaité.

L'utilisateur est prévenu que les changements ou modifications apportés à l'équipement sans l'autorisation du fabricant pourraient annuler le droit de l'utilisateur à utiliser cet équipement.

Declaration of Conformity (Continued)

Notes

 	<p>For Industry Canada Industry Canada statement This device complies with RSS-210 of the Industry Canada Rules. Operation is subject to the following two conditions: (1) this device may not cause harmful interference, and (2) this device must accept any interference received, including interference that may cause undesired operation</p> <p>Pour Industrie Canada Déclaration d'Industrie Canada Cet appareil est conforme à la norme RSS-210 d'Industrie Canada. Son utilisation est régie par les deux conditions suivantes : (1) cet appareil ne doit pas produire d'interférences nuisibles, et (2) cet appareil doit accepter toute autre interférence, y compris celles qui pourraient entraîner un fonctionnement non souhaité.</p>
--	---



©2014 Entone, Inc. Entone, Nova and connecting the home are trademarks of Entone, Inc. Other company, product, and service names may be trademarks or service marks of others. All information contained in this document is subject to change without notice. Information contained in this document is provided on an as is basis. In no event will Entone be liable for damages arising directly or indirectly from any use of the information contained in this document. Subject to change without notice.